

Model 790 Premium Insulated Door

FEATURES

**A Clean Finish**  
The flush steel interior gives the door a cleaner appearance while adding strength, sound resistance, and energy values.

**Protection from the Elements**  
Tongue and groove joint construction seals and aligns the sections providing a snug, weather-tight fit.

**Keep the Outdoors Outside**  
The bulb-type vinyl bottom weather seal fits tight against the floor sealing out moisture, light, and energy leaks.

**Smooth Operation**  
Galvanized steel hinges and self-lubricating rollers are designed for long life and smooth, quiet operation.

**Beat the Hot and Cold**  
The CFC-Free polystyrene insulation foam is bonded between steel panels providing a 9.0 R-Value. The optional polyurethane insulation (flush & plank panel designs only) provides a 14.0 R-Value. The standard thermal break minimizes transfer of exterior temperatures and drafts, and reduces everyday wear and tear between sections.

FINISHES (Actual color may vary)

PREMIUM FINISH



PREMIUM FINISH



PREMIUM FINISH



PREMIUM FINISH











NEW PREMIUM FINISH



NEW PREMIUM FINISH









NEW PREMIUM FINISH









WINDOW INSERTS\*



Standard Panel Design Inserts



























Ranch Panel Design Inserts











\*Some inserts and colors may not be available, or are subject to minimum purchase requirements. Please contact the Windsor Door factory to verify availability.

HARDWARE

Optional decorative handles and strap hinges give the look of forged iron.



about >>  
WINDSOR  
DOOR

For over four decades Windsor Door has set the industry standard in garage and overhead doors. Based in Little Rock, Arkansas and made in the USA, Windsor doors are a reflection of the evolving architectural style of homes nationwide.

HC 790 • MARCH 2019



Brown, Ranch Panel with Kennsington Ranch Inserts

The Windsor Door Homeowner's Choice

Premium Insulated Door Model 790

The Windsor Model 790 is the pinnacle of residential steel garage door construction and design flexibility. Enjoy the energy efficiency, quiet operation, and sleek lines of the Windsor Model 790's steel front and back finish. This superior door is paired with a superior limited Lifetime Warranty.

WINDSOR DOOR  
Insulation  
POLYSTYRENE

9.0  
R-VALUE

WINDSOR DOOR  
Insulation  
POLYURETHANE

14.0  
R-VALUE

WINDSOR DOOR  
Limited Lifetime Warranty





*Desert Tan, Flush Panel, with windows on right sides*

**Model 790** Premium Insulated Door

**The Windsor Model 790** is a 2" thick door with steel front, steel back and a solid core of polystyrene or polyurethane insulation. This premium door provides excellent strength, insulation, and security, as well as a pleasing appearance from the front and back. Customize your Model 790 with your choice of eight panel designs, eleven color choices, and a variety of window and decorative insert options.

**SteelWood Premium Finish**

The SteelWood Collection combines the low-cost and durability of steel with a custom wood appearance. It has the proven quality of our Model 790 door in a low maintenance painted wood grain. Offered in three "wood grain" color options, CherryWood, OakWood, and WalnutWood.



*Almond, Raised Panel, with Kennsington Inserts*


**MODEL 790  
PANEL CHOICES**



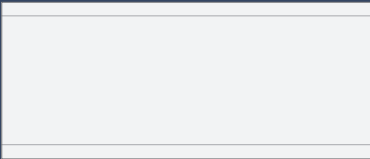
Carriage Panel



Long Panel Carriage



Recessed Carriage Panel



Flush Panel



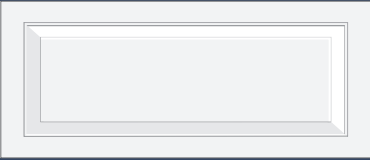
Plank Panel



Raised Panel



Classic Raised Panel



Ranch Panel